

# ***HIWIN Profile Rail***

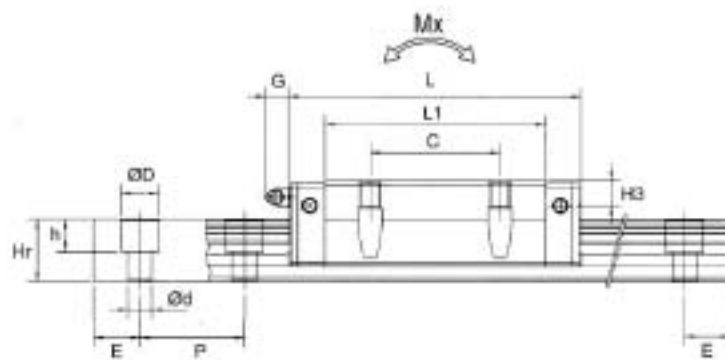


## ***HG Series 4 Row Type***

---

*Square HGH - Flange HGW*





	G	H2	H3	Dyn. C (kN)	Stat. C (kN)	Mo kN-m	Mx kN-m	My kN-m	g	Type Rail		
M4 x 0.7P	5.3	4.5	5.5	11.38	25.31	0.17	0.15	0.15	170	HGR 15	HGW 15	CC
M6 x 0.75P	12	6	7	17.75	37.84	0.38	0.27	0.27	510	HGR 20	HGW 20	CC
				21.18	48.84	0.48	0.47	0.47	520			HC
M6 x 0.75P	12	6	9	26.48	56.19	0.64	0.51	0.51	180	HGR 25	HGW 25	CC
				32.75	76.00	0.87	0.88	0.88	800			HC
M6 x 0.75P	12	6.5	10.8	38.74	83.06	1.06	0.85	0.85	1.420	HGR 30	HGW 30	CC
				47.27	110.13	1.40	1.47	1.47	1.440			HC
M6 x 0.75P	12	9	12.6	49.52	102.87	1.73	1.20	1.20	2.030	HGR 35	HGW 35	CC
				60.21	136.31	2.29	2.08	2.08	2.060			HC
PT1/8	12.9	8.5	20.5	77.57	155.93	3.01	2.35	2.35	3.540	HGR 45	HGW 45	CC
				94.54	207.12	4.00	4.07	4.07	3.690			HC
PT1/8	12.9	12	19	114.44	227.81	5.66	4.06	4.06	5.380	HGR 55	HGW 55	CC
				139.35	301.26	7.49	7.01	7.01	5.960			HC
PT1/8	12.9	15	15	163.63	324.71	10.02	6.44	6.44	9.170	HGR 65	HGW 65	CC
				208.36	457.15	14.15	11.12	11.12	12.890			HC

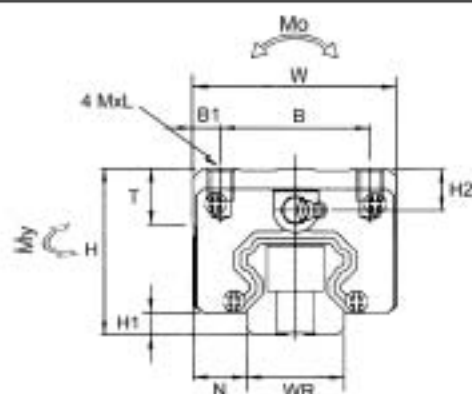
1 kN ≈ 102 Kgf    1 N-m ≈ 0.102 Kgf-m

Rail	g/M	Dimensions mm							Fixing Holes
		W <sub>R</sub>	H <sub>R</sub>	D	h	d	P	E	
HGR 15	1.450	15	15	7.5	5.3	4.5	60	20	M4 x 16
HGR 20	2.210	20	17.5	9.5	8.5	6	60	20	M5 x 16
HGR 25	3.210	23	22	11	9	7	60	20	M6 x 20
HGR 30	4.470	28	26	14	12	9	60	20	M8 x 25
HGR 35	6.300	34	29	14	12	9	80	20	M8 x 25
HGR 45	10.410	45	38	20	17	14	105	22.5	M12 x 35
HGR 55	15.080	53	44	23	20	16	120	30	M14 x 45
HGR 65	21.180	63	53	26	22	18	150	35	M16 x 50



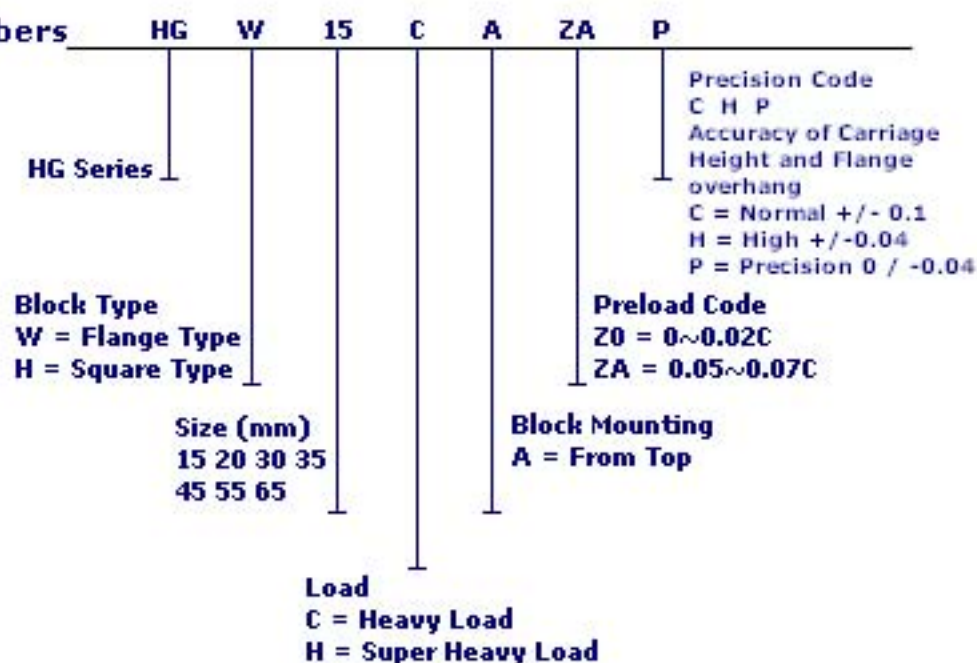
### TYPE HGH

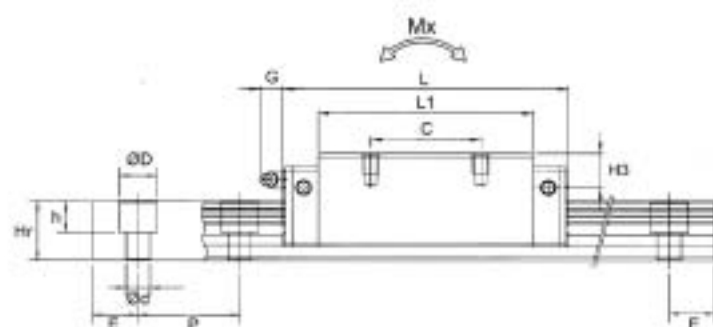
HGH.CA  
HGH.HA



Référence	Dimensions mm										
	H	W	L	B x C	H1	N	B1	L1	M x t	T	
HGH 15 CA	28	34	61.4	26 x 26	4.3	9.5	4	39.4	M4 x 5	6	
HGH 20	CA	30	44	75.6	32 x 36	4.6	12	6	50.5	M5 x 6	8
	HA			90.3	32 x 50				65.2		
HGH 25	CA	40	48	83	35 x 35	5.5	12.5	6.5	58	M6 x 8	8
	HA			103.6	35 x 50				78.6		
HGH 30	CA	45	60	97.4	40 x 40	6	16	10	70	M8 x 10	8.5
	HA			120.4	40 x 60				93		
HGH 35	CA	55	70	112.4	50 x 50	7.5	18	10	80	M8 x 12	10.2
	HA			138.2	50 x 72				105.8		
HGH 45	CA	70	86	138	60 x 60	9.5	20.5	13	97	M10 x 17	16
	HA			169.8	60 x 80				128.8		
HGH 55	CA	80	100	165.7	75 x 75	13	23.5	12.5	117.7	M12 x 18	17.5
	HA			203.8	75 x 95				155.8		
HGH 65	CA	90	126	198.2	76 x 70	15	31.5	25	144.2	M16 x 20	25
	HA			257.6	76 x 120				203.6		

### Part Numbers





	G	H2	H3	Dyn. C (kN)	Stat. C (kN)	Mo kN-m	Mx kN-m	My kN-m	g	Type Rail		
M4 x 0.7P	5.3	8.5	9.5	11.38	25.31	0.17	0.15	0.15	180	HGR 15	HGH 15	CA
M6 x 0.75P	12	6	7	17.75	37.84	0.38	0.27	0.27	380	HGR 20	HGH 20	CA
				21.18	48.84	0.48	0.47	0.47	390			HA
M6 x 0.75P	12	10	13	26.48	56.19	0.64	0.51	0.51	670	HGR 25	HGH 25	CA
				32.75	76.00	0.87	0.88	0.88	690			HA
M6 x 0.75P	12	9.5	13.8	38.74	83.06	1.06	0.85	0.85	1.140	HGR 30	HGH 30	CA
				47.27	110.13	1.40	1.47	1.47	1.160			HA
M6 x 0.75P	12	16	19.6	49.52	102.87	1.73	1.20	1.20	1.880	HGR 35	HGH 35	CA
				60.21	136.31	2.29	2.08	2.08	1.920			HA
PT1/8	12.9	18.5	30.5	77.57	155.93	3.01	2.35	2.35	3.540	HGR 45	HGH 45	CA
				94.54	207.12	4.00	4.07	4.07	3.610			HA
PT1/8	12.9	22	29	114.44	227.81	5.66	4.06	4.06	5.380	HGR 55	HGH 55	CA
				139.35	301.26	7.49	7.01	7.01	5.490			HA
PT1/8	12.9	15	15	163.63	324.71	10.02	6.44	6.44	7.000	HGR 65	HGH 65	CA
				208.36	457.15	14.15	11.12	11.12	9.820			HA

1 kN ≈ 102 Kgf    1 N-m ≈ 0.102 Kgf-m

Rail	g/M	Dimensions mm							Fixing Holes
		W <sub>R</sub>	H <sub>R</sub>	D	h	ø	P	E	
HGR 15	1.450	15	15	7.5	5.3	4.5	60	20	M4 x 6
HGR 20	2.210	20	17.5	9.5	6.5	6	60	20	M5 x 16
HGR 25	3.210	23	22	11	9	7	60	20	M6 x 20
HGR 30	4.470	28	26	14	12	9	80	20	M8 x 25
HGR 35	6.300	34	29	14	12	9	80	20	M8 x 25
HGR 45	10.410	45	38	20	17	14	105	22.5	M12 x 35
HGR 55	15.080	53	44	23	20	16	120	30	M14 x 45
HGR 65	21.180	63	53	26	22	18	150	35	M16 x 50